



Noise Monitoring Result

Day Time (0700 - 1900hrs on normal weekdays)

Location: M1a - Harbour Road Sports Centre

Date	Time	Weather	Measurement Noise Level			Baseline Level	Construction Noise Level	Limit Level
			Leq	L10	L90	Leq	Leq	Leq
Unit: dB(A), (30-min)								
28/12/11	15:40	Sunny	72.4	75.4	67.4	72.2	59	75
04/01/12	09:56	Cloudy	73.2	76.2	68.3	72.2	66	75
10/01/12	09:59	Cloudy	74.3	76.8	70.3	72.2	70	75
19/01/12	13:51	Fine	72.7	75.4	68.2	72.2	63	75
26/01/12	16:55	Cloudy	70.8	74.0	64.3	72.2	71	75

Location: M2b - Noon-day gun area

Date	Time	Weather	Measurement Noise Level			Baseline Level	Construction Noise Level	Limit Level
			Leq	L10	L90	Leq	Leq	Leq
Unit: dB(A), (30-min)								
28/12/11	08:57	Fine	74.8	77.2	68.6	67.6	74	75
04/01/12	10:45	Cloudy	70.6	72.1	68.3	67.6	68	75
10/01/12	10:48	Cloudy	68.4	69.6	67.1	67.6	61	75
19/01/12	14:43	Fine	72.7	76.7	67.6	67.6	71	75
26/01/12	17:50	Cloudy	75.4	79.0	68.3	67.6	75	75

Location: M3a - Tung Lo Wan Fire Station

Date	Time	Weather	Measurement Noise Level			Baseline Level	Construction Noise Level	Limit Level
			Leq	L10	L90	Leq	Leq	Leq
Unit: dB(A), (30-min)								
28/12/11	09:40	Fine	66.8	69.1	64.1	68.8	67	75
04/01/12	11:30	Fine	67.7	70.0	64.6	68.8	68	75
10/01/12	11:28	Cloudy	69.6	71.7	66.2	68.8	62	75
19/01/12	10:45	Fine	68.8	69.2	64.0	68.8	69	75
26/01/12	09:30	Cloudy	68.7	70.7	65.3	68.8	69	75

Location: M4b - Victoria Centre

Date	Time	Weather	Measurement Noise Level			Baseline Noise Level	Construction Noise Level	Limit Level
			Leq	L10	L90	Leq	Leq	Leq
Unit: dB(A), (30min)								
28/12/11	10:33	Fine	70.2	72.1	67.3	67.3	67	75
04/01/12	13:00	Cloudy	68.3	69.8	66.1	67.3	61	75

Location: M5b - City Garden

Date	Time	Weather	Measurement Noise Level			Baseline Level	Construction Noise Level	Limit Level
			Leq	L10	L90	Leq	Leq	Leq
Unit: dB(A), (30min)								
28/12/11	16:26	Sunny	71.1	74.2	65.8	68.0	68	75
04/01/12	14:29	Cloudy	71.5	73.1	68.4	68.0	69	75



Noise Monitoring Result

Restricted Time (1900 - 2300 hrs on normal weekdays and 0700-2300 on holiday)

Location: M4b - Victoria Centre

Date	Time	Weather	Measurement Noise Level			Average Noise Level	Baseline Noise Level	Construction Noise Level	Limit Level
			Leq	L10	L90				
Unit: dB(A), (5-min)									
29/12/11	19:36	Fine	66.4	68.3	64.1	65.9	67.0	66	70
	19:41		65.8	67.2	64.1				
	19:46		65.6	66.9	63.9				

Location: M5b - City Garden

Date	Time	Weather	Measurement Noise Level			Average Noise Level	Baseline Level	Construction Noise Level	Limit Level
			Leq	L10	L90				
Unit: dB(A), (5-min)									
29/12/11	20:10	Fine	65.2	67.4	62.2	64.8	67.2	65	70
	20:15		63.7	65.4	61.8				
	20:20		65.2	66.4	62.7				

Location: M1a - Harbour Road Sports Center

Date	Time	Weather	Measurement Noise Level			Average Noise Level	Baseline Level	Construction Noise Level	Limit Level
			Leq	L10	L90				
Unit: dB(A), (5-min)									
28/12/11	22:06	Fine	68.4	70.7	60.3	68.7	71.3	69	70
	22:11		69.3	72.0	63.3				
	22:17		68.4	71.2	62.8				
03/01/12	20:30	Cloudy	69.8	72.9	62.2	69.4	71.3	69	70
	20:35		69.9	73.9	61.2				
	20:40		68.4	71.8	61.3				
10/01/12	20:35	Fine	69.5	71.8	63.2	70.5	71.3	71	70
	20:40		71.4	74.5	62.9				
	20:45		70.5	73.4	64.4				
17/01/12	20:06	Fine	69.0	71.4	64.9	69.8	71.3	70	70
	20:11		70.4	73.0	65.1				
	20:16		69.9	72.8	64.1				
26/01/12	20:11	Cloudy	73.0	76.7	65.6	72.6	71.3	67	70
	20:16		73.0	76.1	66.2				
	20:21		71.6	74.2	65.4				

Location: M2b - Noon-day gun area

Date	Time	Weather	Measurement Noise Level			Average Noise Level	Baseline Level	Construction Noise Level	Limit Level
			Leq	L10	L90				
Unit: dB(A), (5-min)									
28/12/11	21:22	Fine	65.0	66.3	63.5	65.5	65.8	66	70
	21:27		65.1	66.4	63.2				
	21:34		66.4	68.7	64.2				
03/01/12	20:59	Cloudy	68.0	69.7	64.4	67.0	65.8	61	70
	21:04		66.5	68.1	64.4				
	21:09		66.3	68.3	63.7				
10/01/12	21:04	Fine	68.6	69.9	67.0	68.4	65.8	65	70
	21:09		68.4	69.7	66.9				
	21:14		68.2	69.4	66.6				
17/01/12	20:38	Fine	67.8	69.6	65.6	68.0	65.8	64	70
	20:43		68.5	70.8	65.9				
	20:48		67.5	69.4	65.3				
26/01/12	21:00	Cloudy	66.2	67.9	64.0	66.1	65.8	54	70
	21:05		66.3	67.8	64.1				
	21:10		65.7	67.8	63.9				

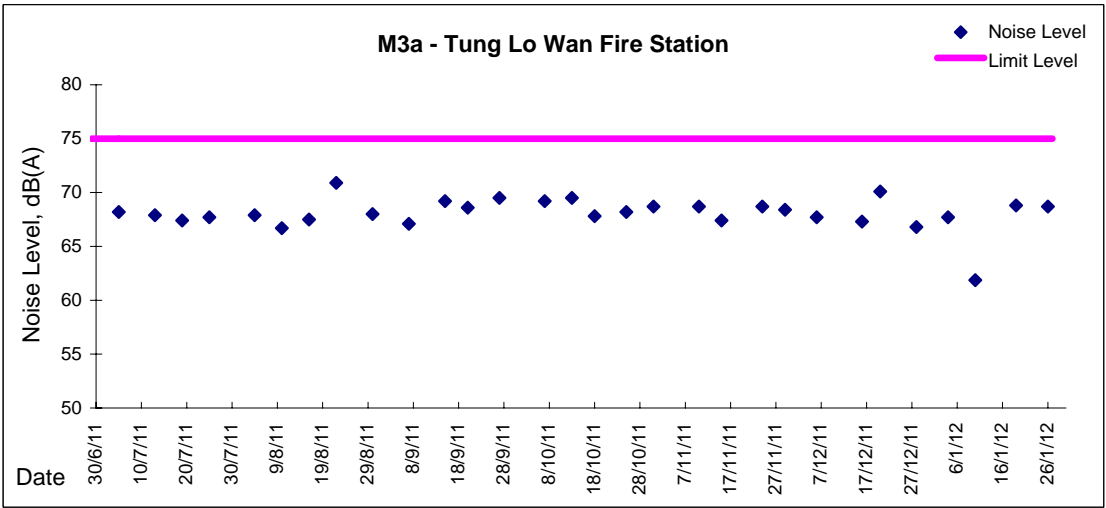
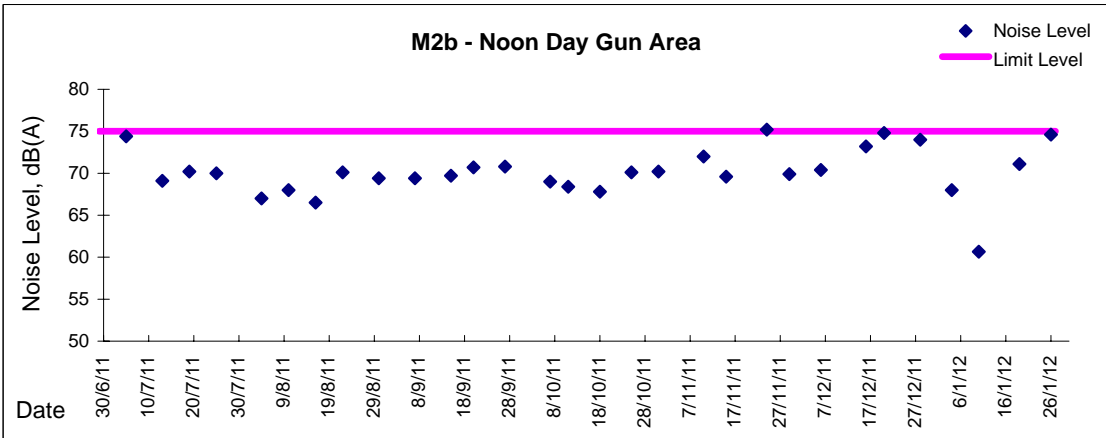
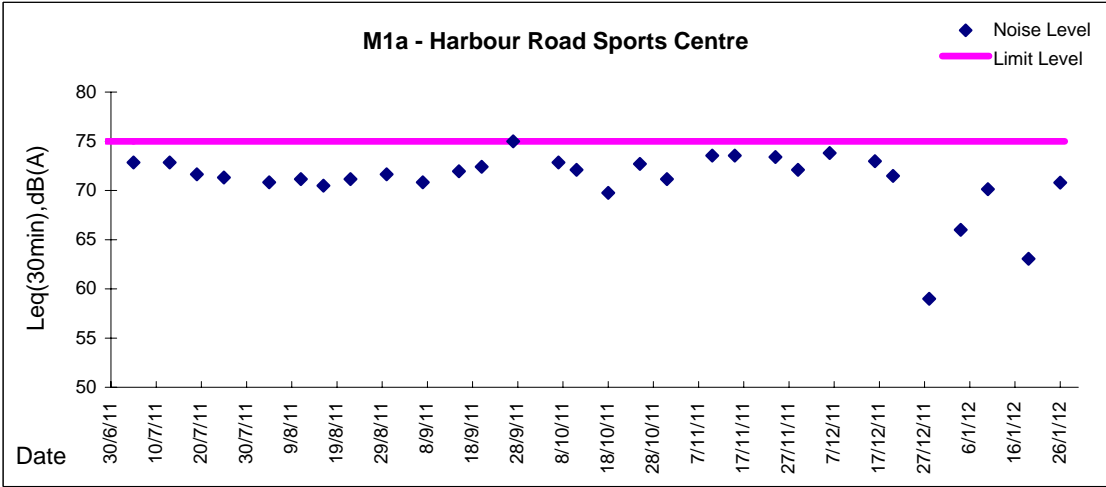
Location: M3a - Tung Lo Wan Fire Station

Date	Time	Weather	Measurement Noise Level			Average Noise Level	Baseline Level	Construction Noise Level	Limit Level
			Leq	L10	L90				
Unit: dB(A), (5-min)									
29/12/11	19:08	Fine	65.6	67.6	62.0	65.4	65.5	65	70
	19:13		65.5	67.5	62.8				
	19:18		65.0	67.0	62.3				
05/01/12	20:32	Cloudy	65.1	67.6	61.8	64.9	65.5	65	70
	20:37		65.0	67.5	62.2				
	20:43		64.6	66.7	62.3				
12/01/12	19:45	Cloudy	69.0	70.3	67.5	68.6	65.5	66	70
	19:50		68.7	70.2	67.2				
	19:56		67.9	70.1	63.5				
19/01/12	19:56	Fine	66.0	68.4	62.4	65.8	65.5	54	70
	20:01		65.7	67.7	62.2				
	20:07		65.7	68.3	62.6				
27/01/12	19:35	Cloudy	66.2	69.0	62.9	66.0	65.5	57	70
	19:40		65.2	67.6	62.2				
	19:46		66.6	67.9	62.3				

Bolded values representing the noise Limit Level

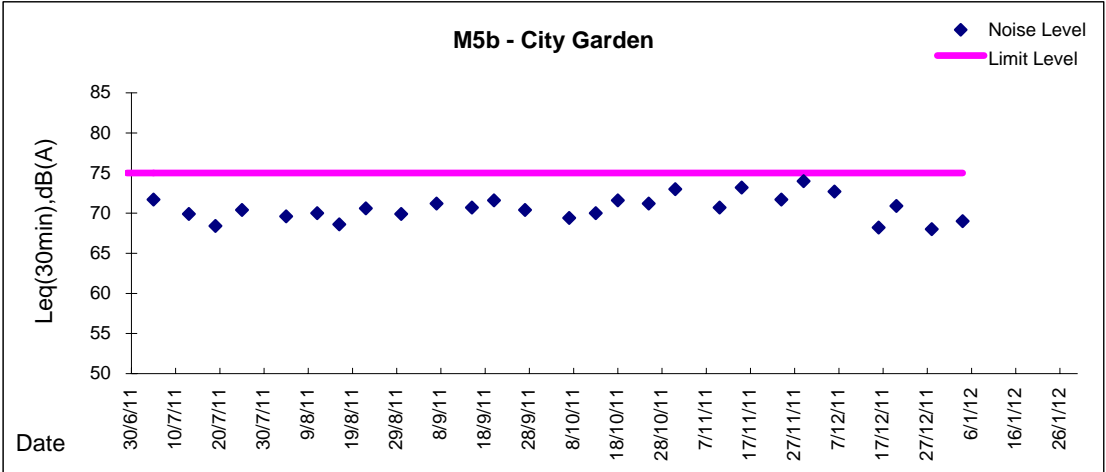
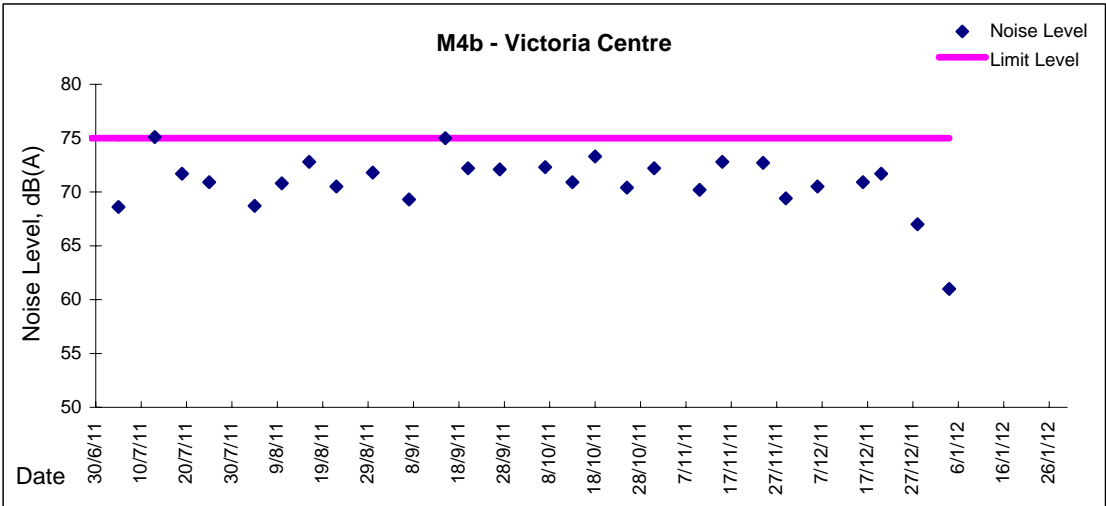


Graphic Presentation of Noise Monitoring Result
Day Time (0700 - 1900hrs on normal weekdays)



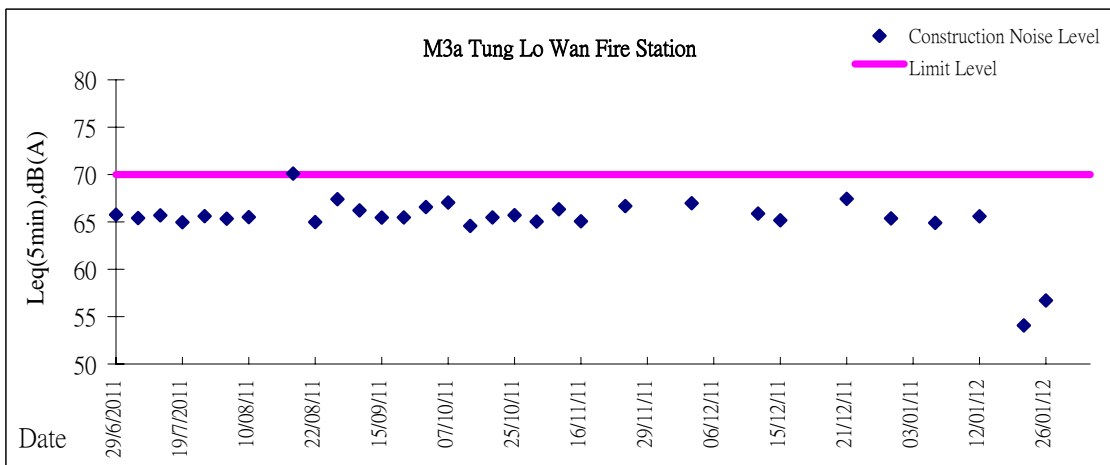
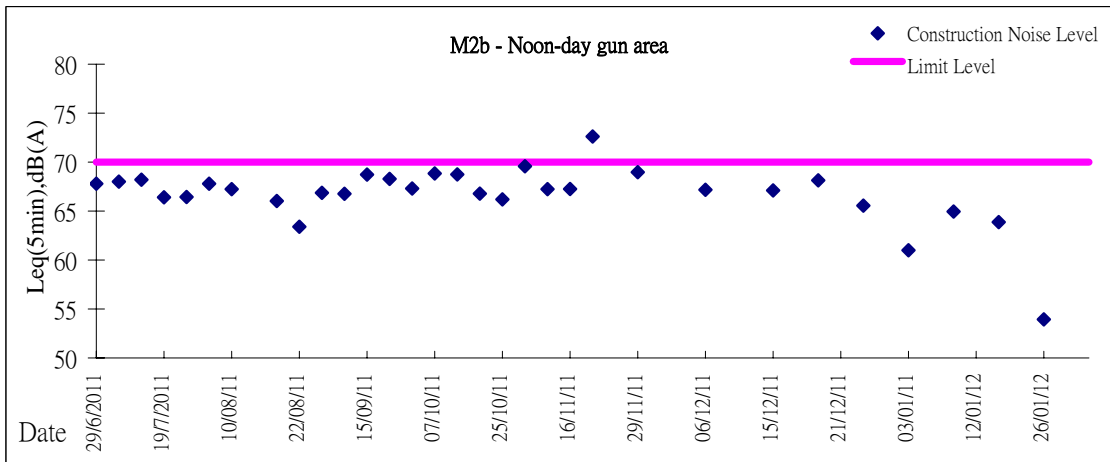
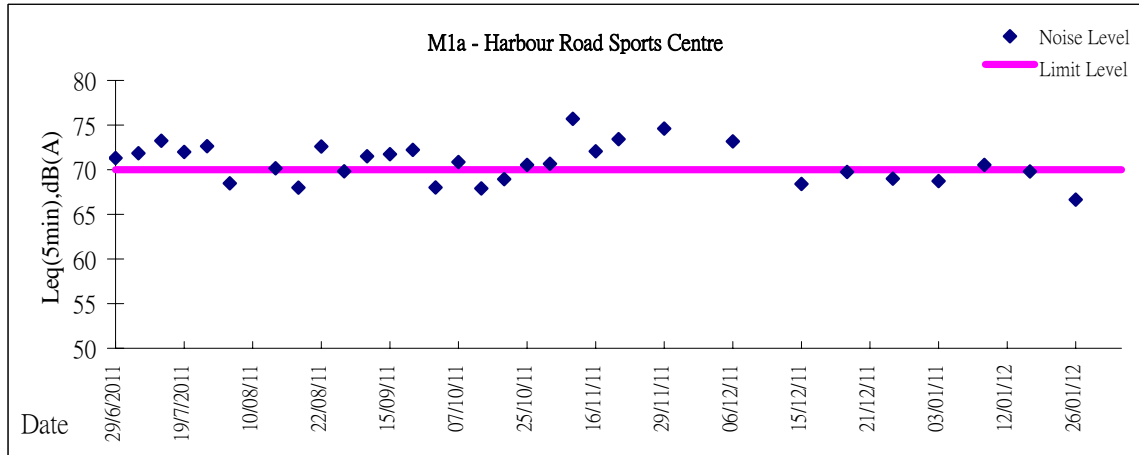


Graphic Presentation of Noise Monitoring Result
Day Time (0700 - 1900hrs on normal weekdays)



Graphic Presentation of Noise Monitoring Result

Restricted Time (1900 - 2300 hrs on normal weekdays and 0700-2300 on holiday)





Graphic Presentation of Noise Monitoring Result

Restricted Time (1900 - 2300 hrs on normal weekdays and 0700-2300 on holiday)

